




Second Skin

CUSTOMISED COMPRESSION GARMENTS & SPLINTS

Garment Personalisation





Second Skin

CUSTOMISED COMPRESSION GARMENTS & SPLINTS

Personalise your way

Thank you for choosing Second Skin for your custom-made garment.

We offer a range of base fabric colour choices, stitching colour, coloured trim and motif options so you can add some individuality to your garment.

A garment to suit your personality, while achieving your clinical goals.

Please note: We make every effort to provide images that closely represent the fabric colour. However, due to all possible variants (light source when photographed, computer monitor quality, printing etc) we cannot guarantee that the images accurately represent the true fabric colour.

Please take this into account when choosing your colour selections.

If you have any questions, we are here to help:

Perth

P: 08 9201 9455

E: perth@secondskin.com.au

Sydney

P: 02 9386 0812

E: sydney@secondskin.com.au

Melbourne

P: 07 3084 4319

E: melbourne@secondskin.com.au

Brisbane

P: 07 3084 4319

E: brisbane@secondskin.com.au

UK

P: 0203 627 9937

E: london@secondskin.com.au

www.secondskin.com.au

Second Skin acknowledges the Traditional Owners and Custodians of Country throughout Australia and acknowledges their continuing connection to land, waters, and community. We pay our respects to the people, the cultures, and the Elders past, present.

Empowering you to be your best – your goals your way




Second Skin

CUSTOMISED COMPRESSION GARMENTS & SPLINTS


Stitching and base fabric colour options

STEP 1: Base fabric options. Choose your base fabric colour:


Light



Dark



Black




STEP 2 (OPTIONAL): Stitching colours.

Eight colours to choose from.

If you don't choose a stitching colour, the stitching will be matched to the colour of your chosen base fabric (Light/Dark/Black).



Examples of stitching on base fabrics



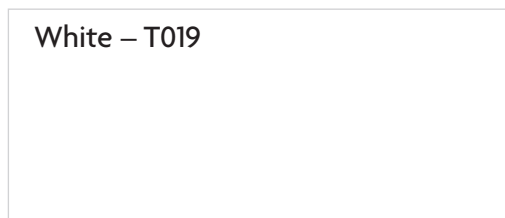
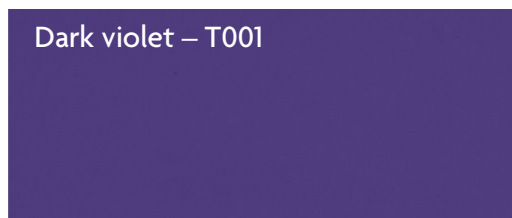
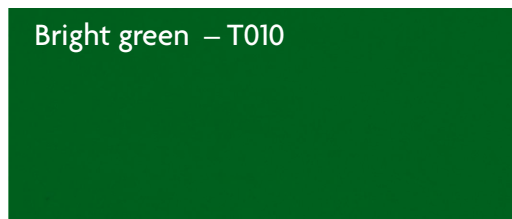
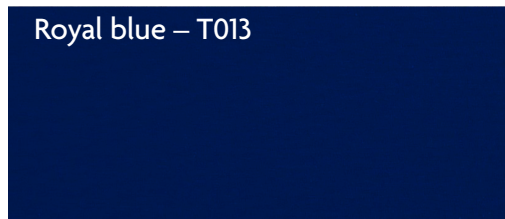
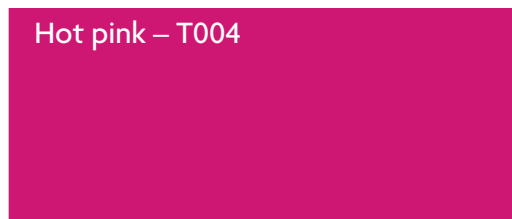
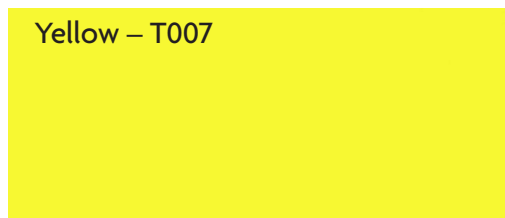
Would you like to personalise your garment?

Below are some examples of a motif on a trim coloured fabric.
 (Please note these are for illustrative purposes only)



STEP 3 (OPTIONAL): Choose a trim colour

You can personalise your garment by choosing a coloured trim option. Choose **ONE** of the colours available below. Trim colours can be kept plain or have a motif added.



STEP 4 (OPTIONAL): Choose a motif

Choose **ONE** motif in **ONE** of the colours below.

Please note: Only choose a motif if you have selected a trim colour. Motifs are applied to the trim.

	Bat	Butterfly	Kangaroo	Heart	Dragon	Fairy
YELLOW						
PINK						
GREEN						
BLUE						
SILVER						
BLACK						
WHITE						

Motif options (continued)


	Mermaid	Rabbit	Paw print	Spider	Train	Unicorn
YELLOW						
PINK						
GREEN						
BLUE						
SILVER						
BLACK						
WHITE						

Motif options (continued)



PRINT 1

PRINT 2


Kangaroo



Turtle



Lizard

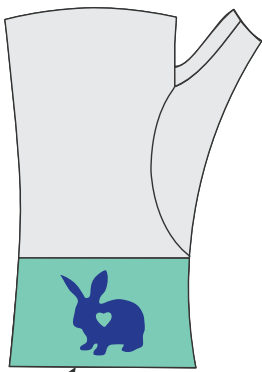


Trim & Motif Placement

Please note: the images provided in this document are a visual guide for trim and motif placements. Design lines and zip placement may alter the location, and will differ to the examples provided.

Gauntlet

Trim & motif placement

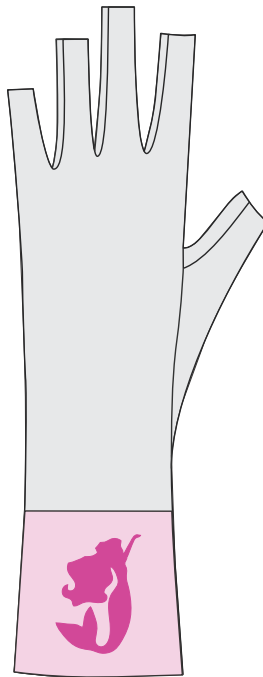


Dorsum, outside

Glove - MCP Gauntlet

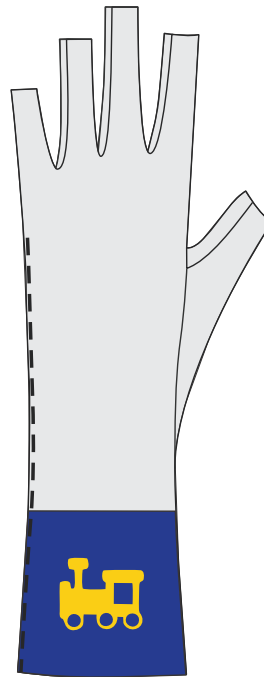
Without zip

Trim & motif placement



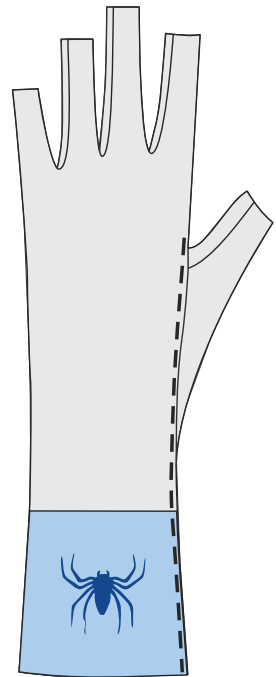
With ulnar zip

Trim & motif placement



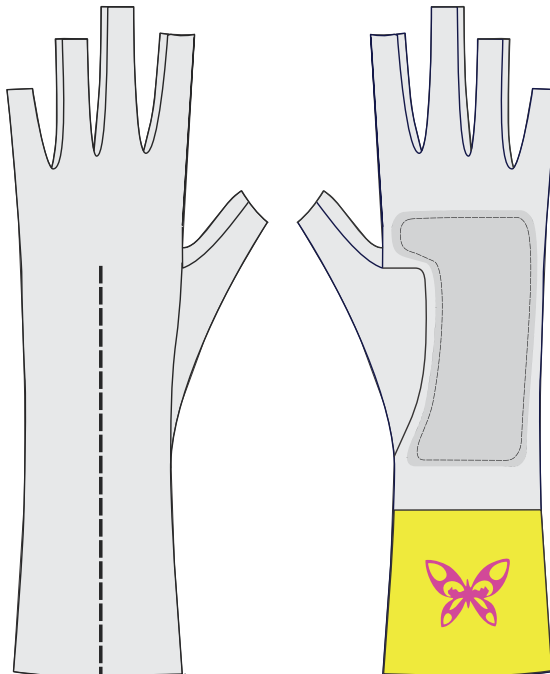
With radial zip

Trim & motif placement



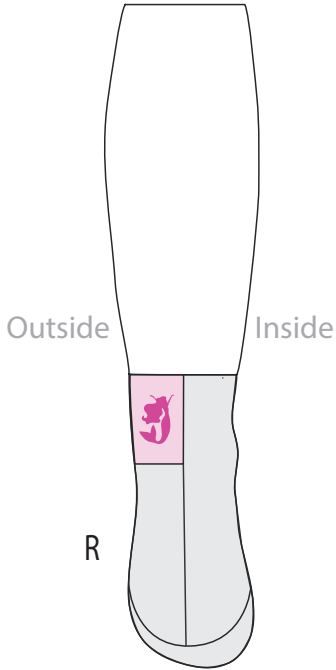
With dorsal zip

Trim & motif placement

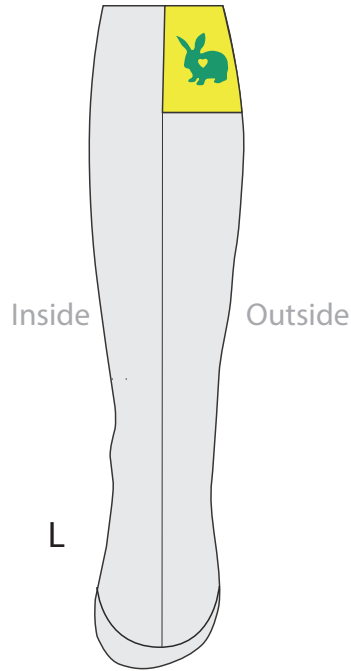


Sock

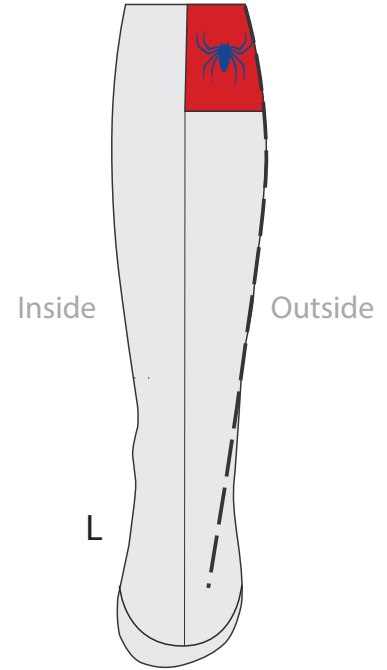
Short sock (right)
Trim & motif placement



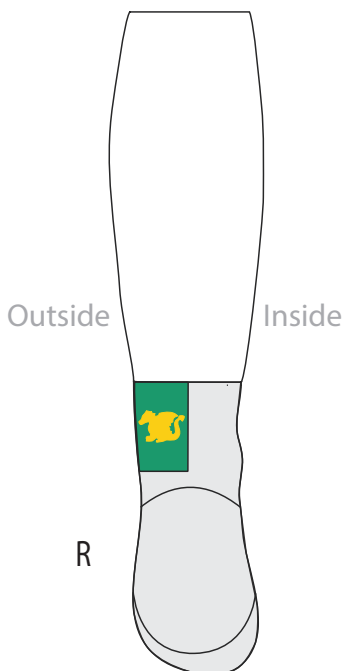
Sock (left)
Trim & motif placement



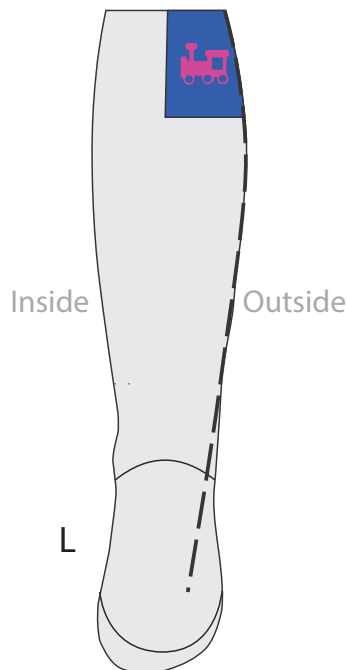
Sock (left) with side zip & assist tab
Trim & motif placement



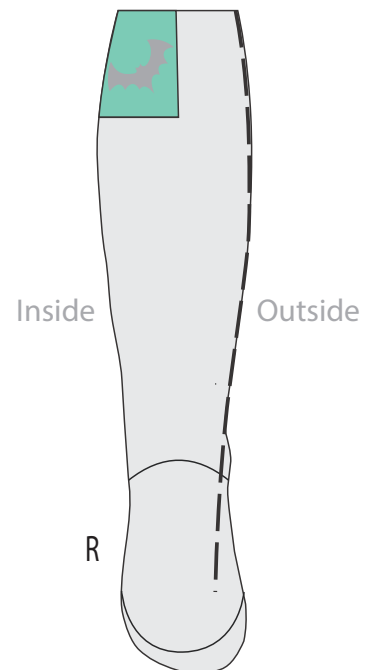
Short sock (right)
Trim & motif placement



Sock (left) with lateral zip
Trim & motif placement

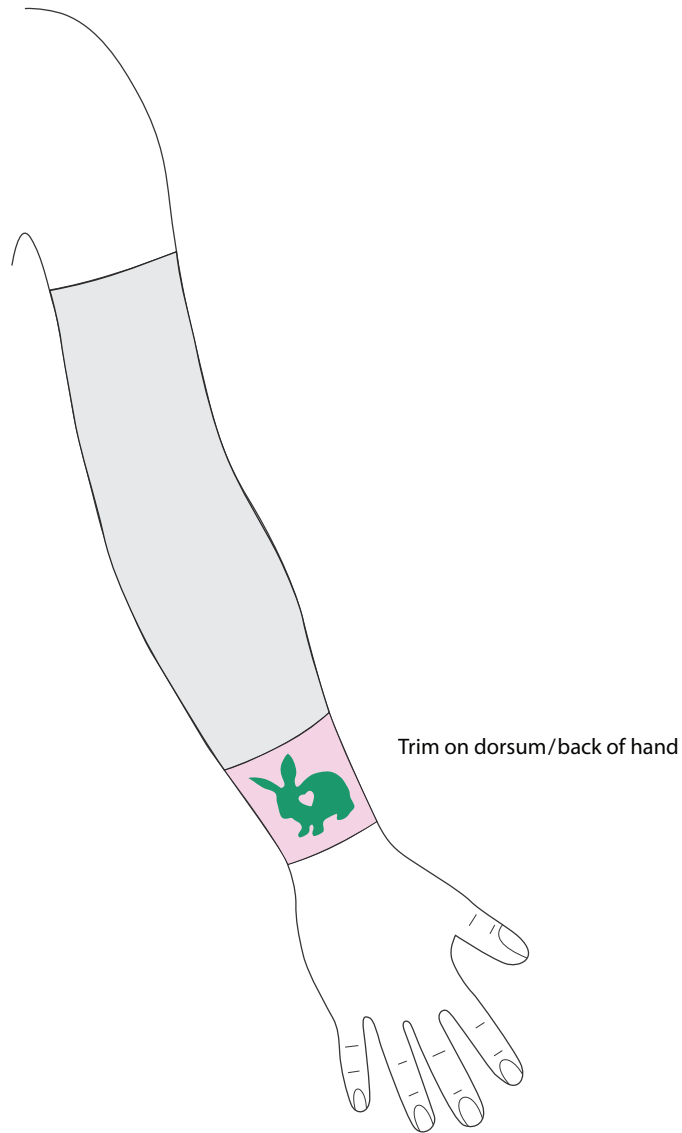


Sock (left) with medial zip
Trim & motif placement



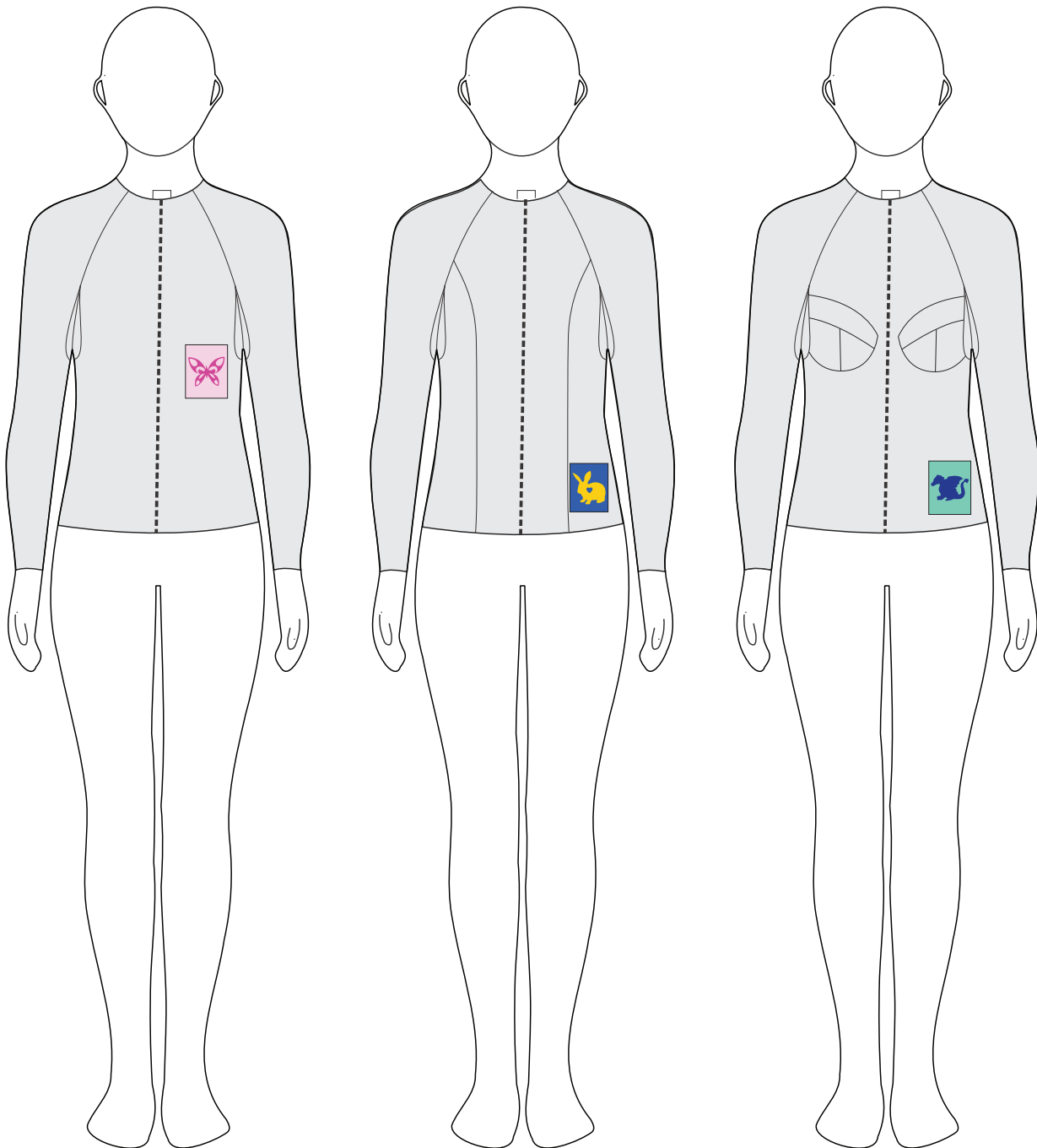
Arm Sleeve

Trim & motif placement



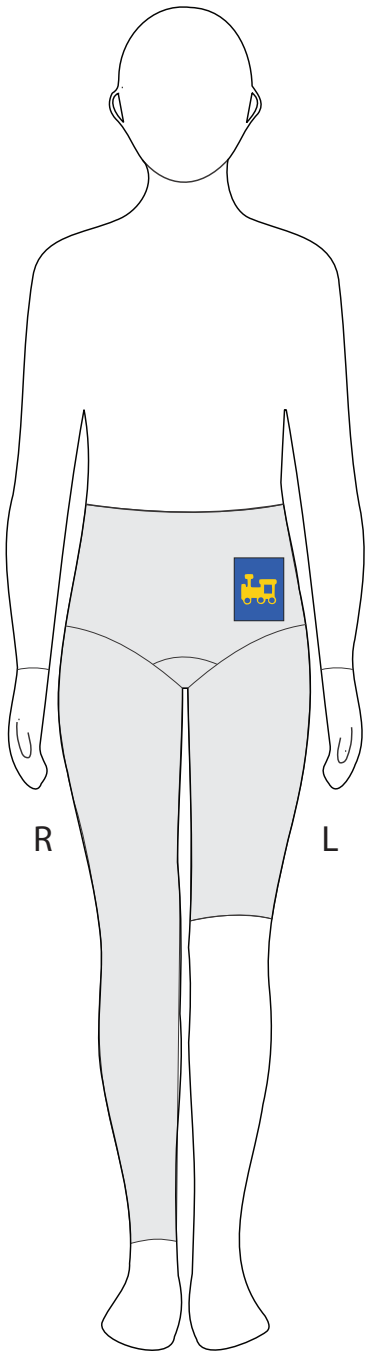
Vest

Trim & motif placement



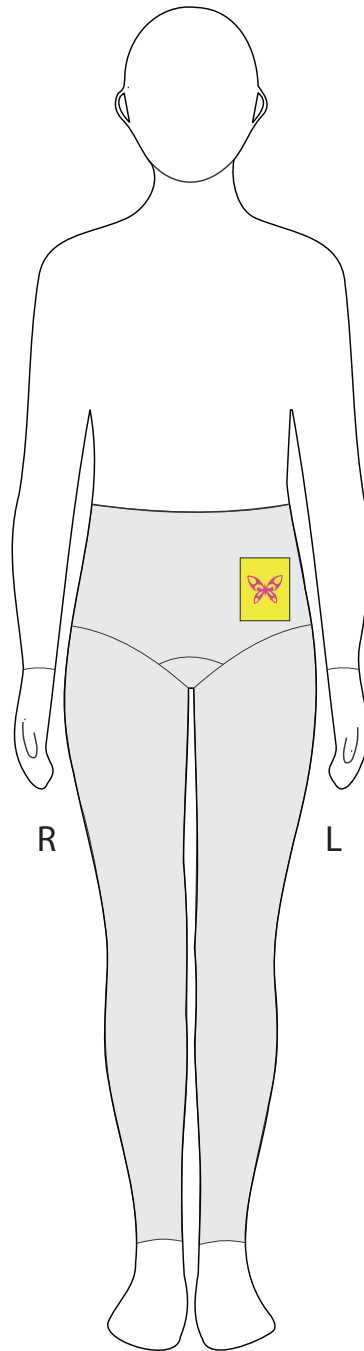
Tights – long/short

Trim & motif placement



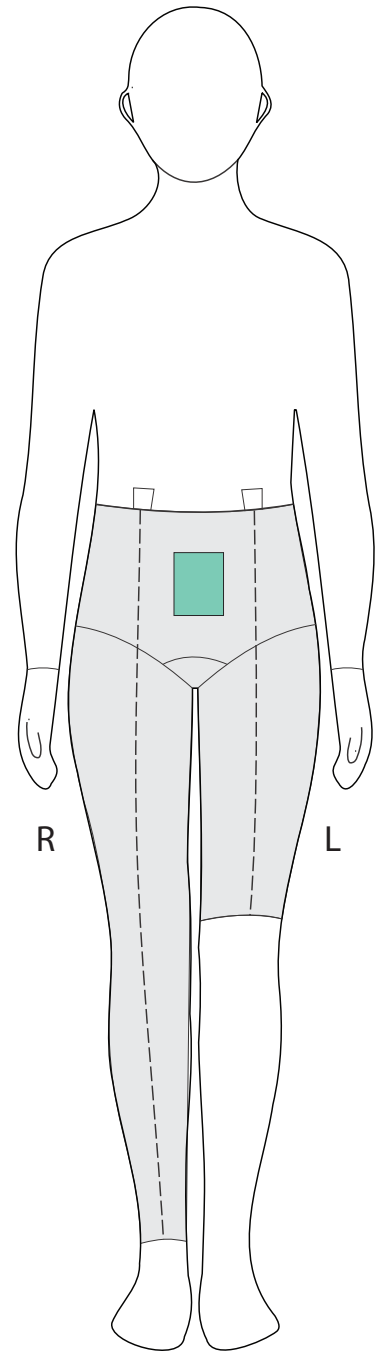
Tights – full

Trim & motif placement



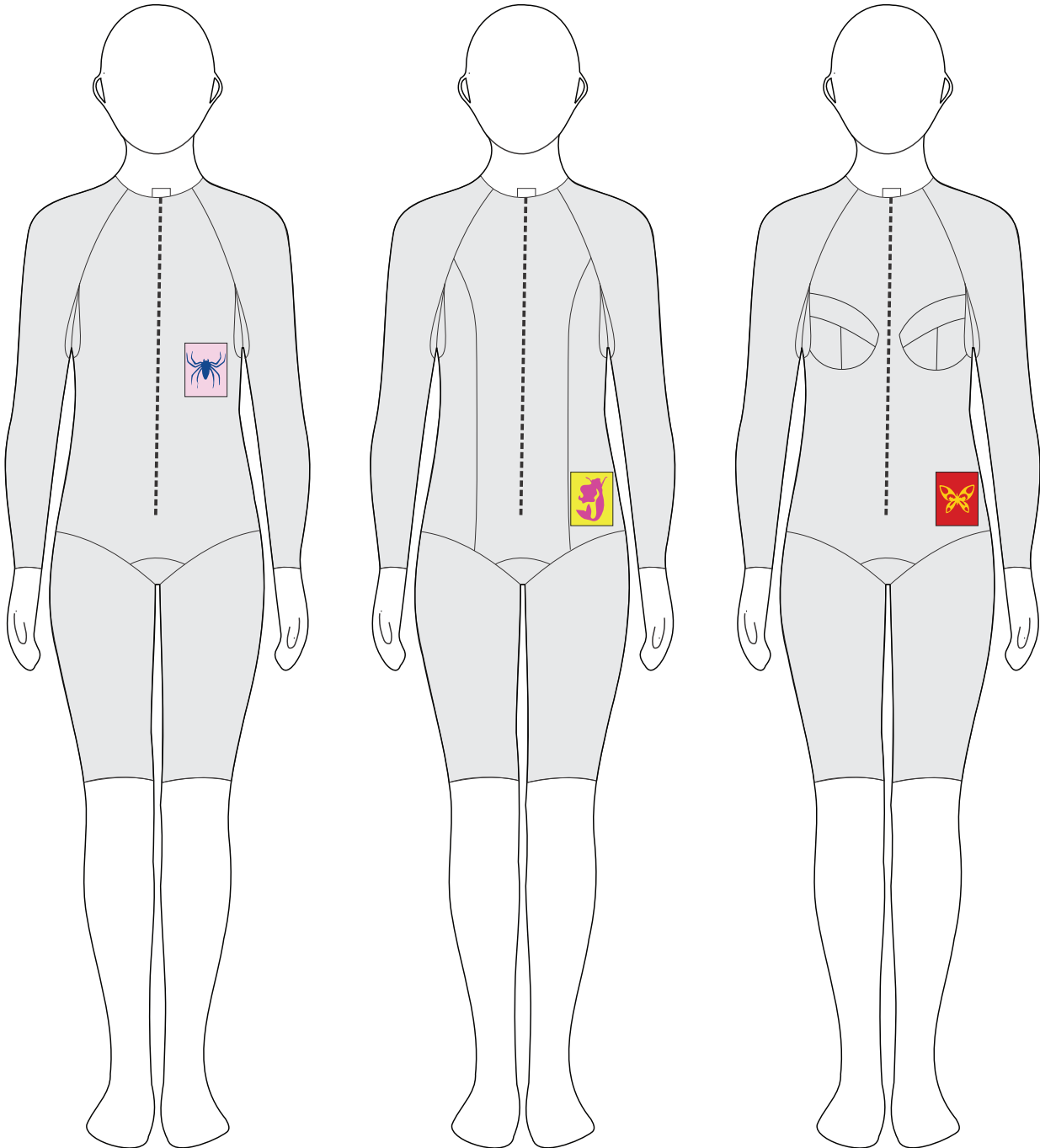
Tights with zips

Trim & motif placement



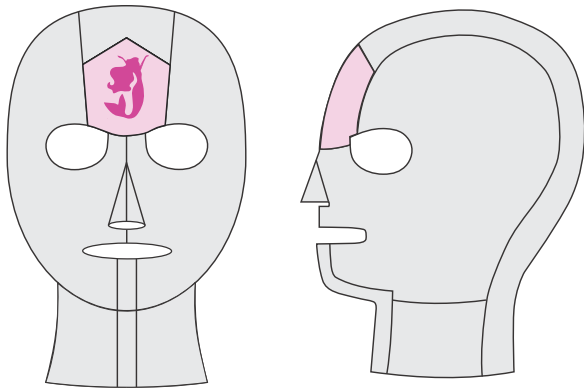
All in one

Trim & motif placement



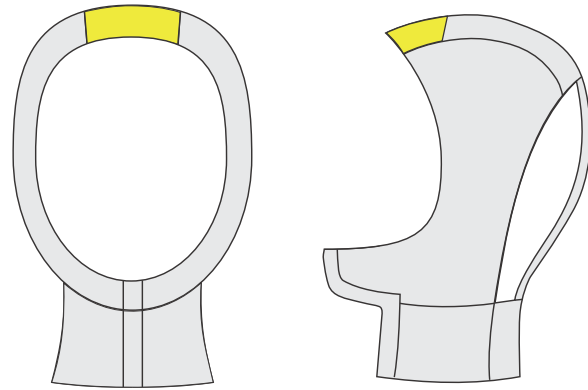
Closed Face Mask

Trim & motif placement



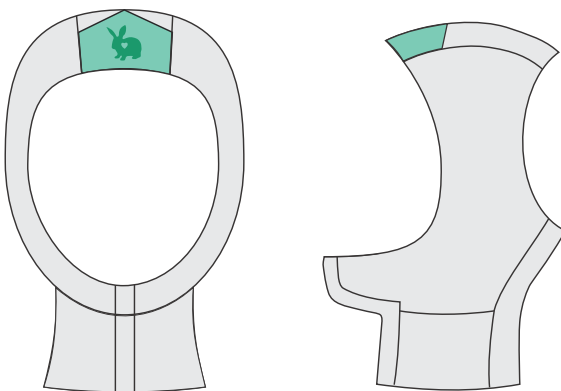
Face Mask Chinstrap – full crown cap

Trim & motif placement



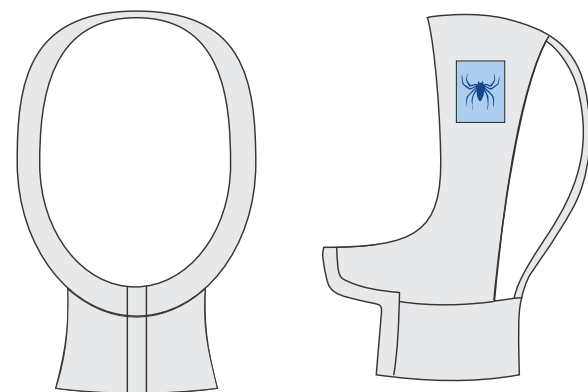
Face Mask Chinstrap – high collar

Trim & motif placement



Standard Chinstrap

Trim & motif placement





Second Skin

CUSTOMISED COMPRESSION GARMENTS & SPLINTS

Thank you

If you have any questions,
we are here to help:

www.secondskin.com.au

Empowering you to be your best –
your goals your way

Second Skin acknowledges the Traditional Owners and Custodians of Country throughout Australia and acknowledges their continuing connection to land, waters, and community. We pay our respects to the people, the cultures, and the Elders past, present.